



## UK Office

### Everest Biotech Ltd

Cherwell Innovation Centre  
77 Heyford Park  
Upper Heyford  
Oxfordshire  
OX25 5HD  
UK

Enquiries:

[info@everestbiotech.com](mailto:info@everestbiotech.com)

Sales:

[sales@everestbiotech.com](mailto:sales@everestbiotech.com)

Tech support:

[support@everestbiotech.com](mailto:support@everestbiotech.com)

Tel: +44 (0)1869 238326

[www.everestbiotech.com](http://www.everestbiotech.com)

**Research Use Only. Not for  
diagnostic or therapeutic use.**

## EB09274 - Goat Anti-B-FABP/ BLBP Antibody

Size: 100µg specific antibody in 200µl



### Target Protein

**Principal Names:** FABP7, fatty acid binding protein 7, brain, B-FABP, BLBP, DKFZp547J2313, FABPB, MRG, brain lipid binding protein, mammary-derived growth inhibitor-related

**Official Symbol:** FABP7

**Accession Number(s):** NP\_001437.1

**Human GeneID(s):** [2173](#)

### Immunogen

Peptide with sequence C-KETNFVREIKD, from the C Terminus of the protein sequence according to NP\_001437.1.

Please note the [peptide](#) is available for sale.

### Purification and Storage

Purified from goat serum by ammonium sulphate precipitation followed by antigen affinity chromatography using the immunizing peptide.

Supplied at 0.5 mg/ml in Tris saline, 0.02% sodium azide, pH7.3 with 0.5% bovine serum albumin.

Aliquot and store at -20°C. Minimize freezing and thawing.

### Applications Tested

**Peptide ELISA:** antibody detection limit dilution 1:16000.

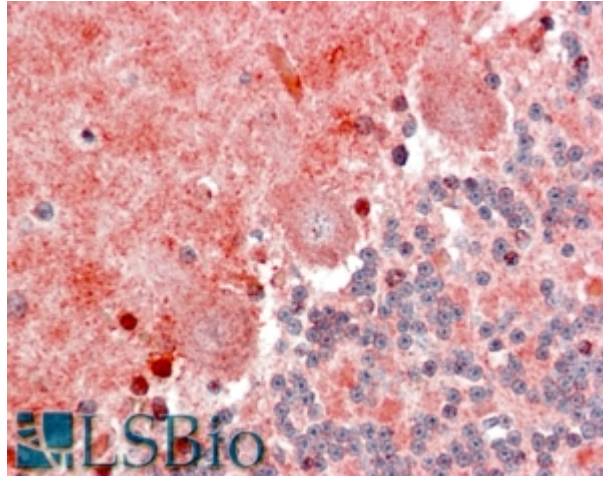
**IHC:** Paraffin embedded Human Brain (Cerebellum), Skeletal Muscle and Heart.

Recommended concentration: 2.5g/ml.

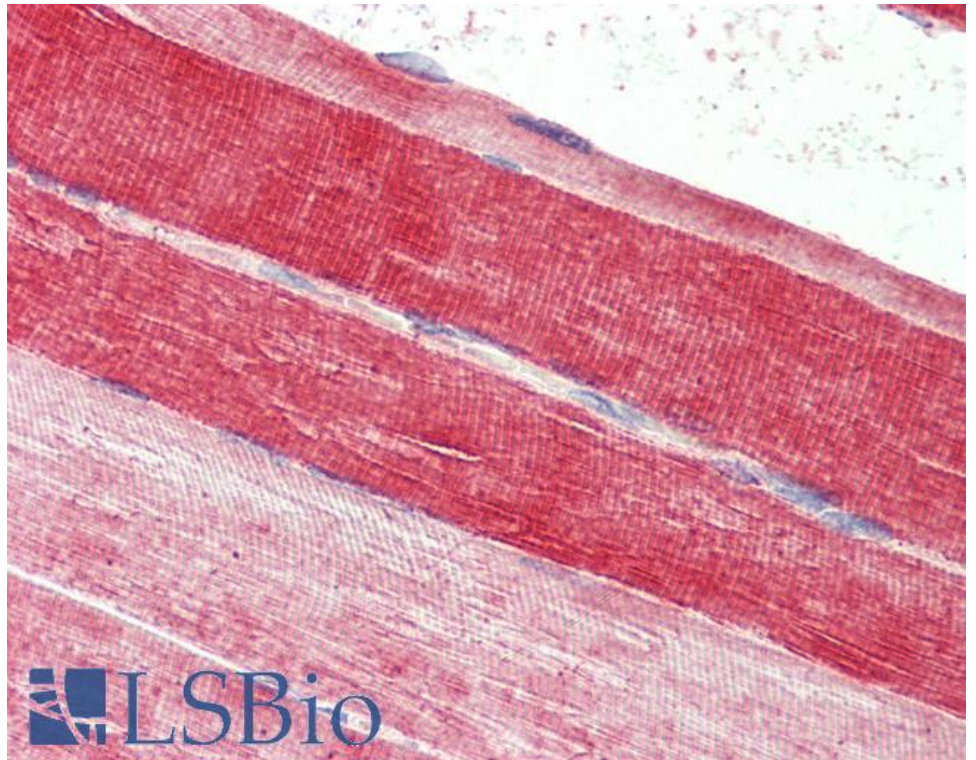
### Species Reactivity

**Tested:** Human

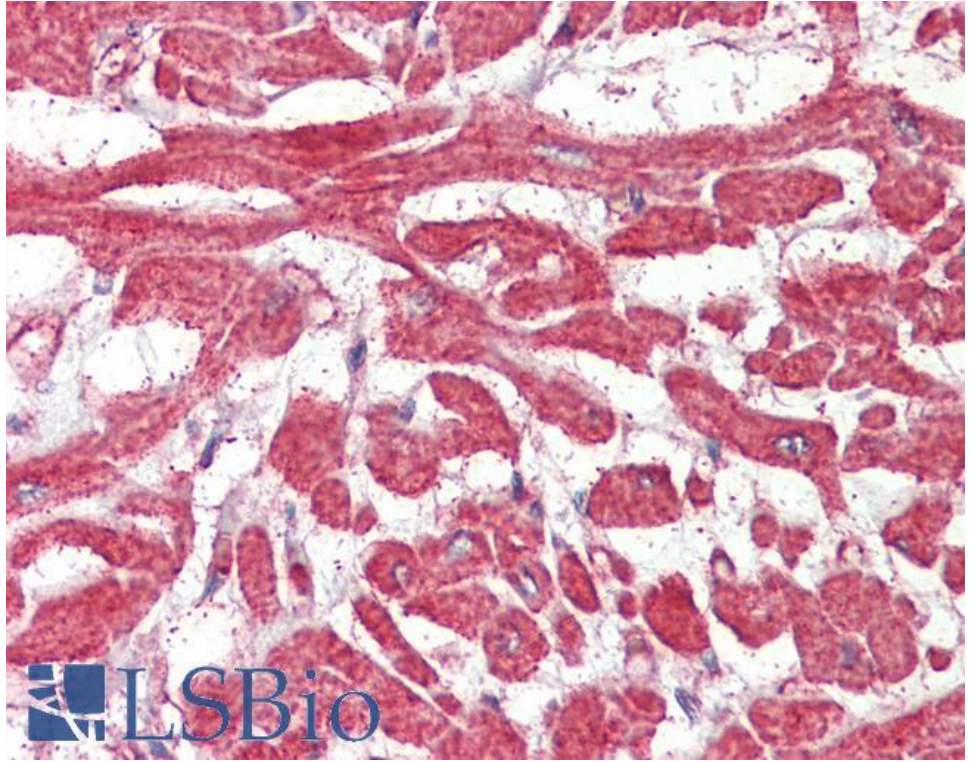
**Expected from sequence similarity:** Human, Cow, Pig



EB09274 (2.5µg/ml) staining of paraffin embedded Human Cerebellum. Steamed antigen retrieval with citrate buffer pH 6, AP-staining.



EB09274 (2.5µg/ml) staining of paraffin embedded Human Skeletal Muscle. Steamed antigen retrieval with citrate buffer pH 6, AP-staining.



EB09274 (2.5µg/ml) staining of paraffin embedded Human Heart. Steamed antigen retrieval with citrate buffer pH 6, AP-staining.