



UK Office

Everest Biotech Ltd

Cherwell Innovation Centre
77 Heyford Park
Upper Heyford
Oxfordshire
OX25 5HD
UK

Enquiries:

info@everestbiotech.com

Sales:

sales@everestbiotech.com

Tech support:

support@everestbiotech.com

Tel: +44 (0)1869 238326

Fax: +44 (0)1869 238327

US Office

Everest Biotech c/o Abcore

405 Maple Street, Suite A106
Ramona,
CA 92065
USA

Inquiries:

info@everestbiotech.com

Sales:

usasales@everestbiotech.com

Tech support:

support@everestbiotech.com

Tel: 888-320-4628 (toll-free)

Fax: 888-841-9041

www.everestbiotech.com

**Research Use Only. Not for
diagnostic or therapeutic use.**

EB10730 - Goat Anti-Crot (rat) (aa178-199) Antibody

Size: 100µg specific antibody in 200µl



Target Protein

Principal Names: Crot, carnitine O-octanoyltransferase, COT, peroxisomal carnitine O-octanoyltransferase

Official Symbol: Crot

Accession Number(s): NP_114193.1

Non-Human GeneID(s): 83842 (rat)

Immunogen

Peptide with sequence NYFKTESEGHCPH, from the internal region of the protein sequence according to NP_114193.1.

Please note the [peptide](#) is available for sale.

Purification and Storage

Purified from goat serum by ammonium sulphate precipitation followed by antigen affinity chromatography using the immunizing peptide.

Supplied at 0.5 mg/ml in Tris saline, 0.02% sodium azide, pH7.3 with 0.5% bovine serum albumin.

Aliquot and store at -20°C. Minimize freezing and thawing.

Applications Tested

Peptide ELISA: antibody detection limit dilution 1:32000.


Western blot: Approx 70kDa band observed in Mouse Liver lysates (calculated MW of 70.3kDa according to NP_114193.1). Recommended concentration: 1-3µg/ml. Primary incubation was 1 hour.

IHC: Paraffin embedded Human Brain (Cortex) and Liver. Recommended concentration: 5µg/ml.

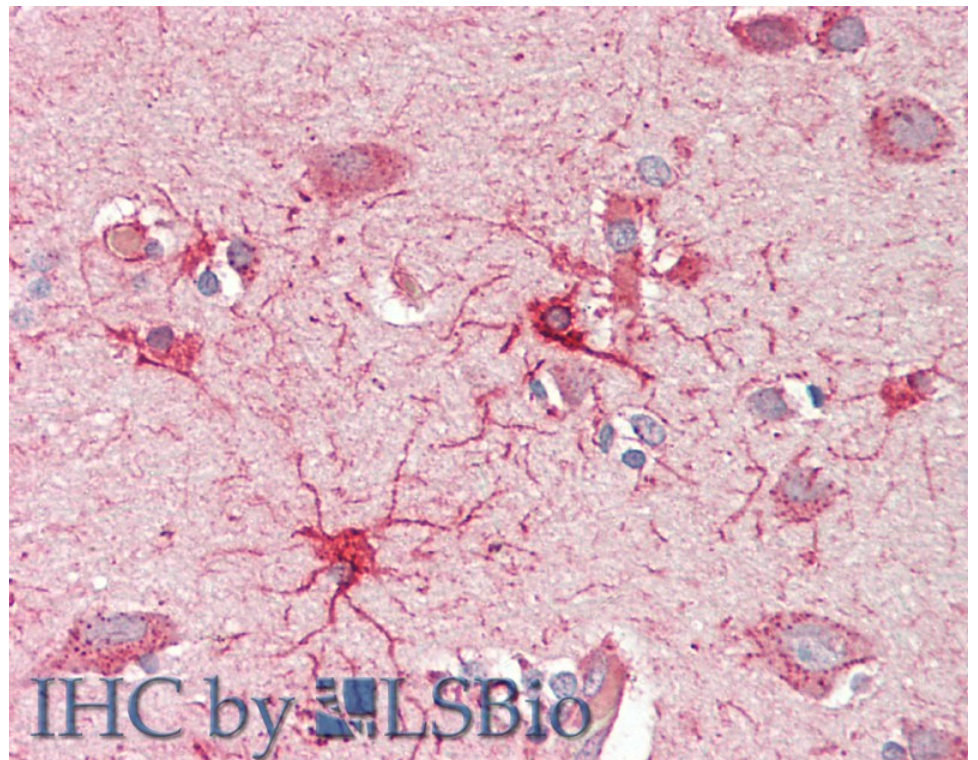
Species Reactivity

Tested: Human, Mouse

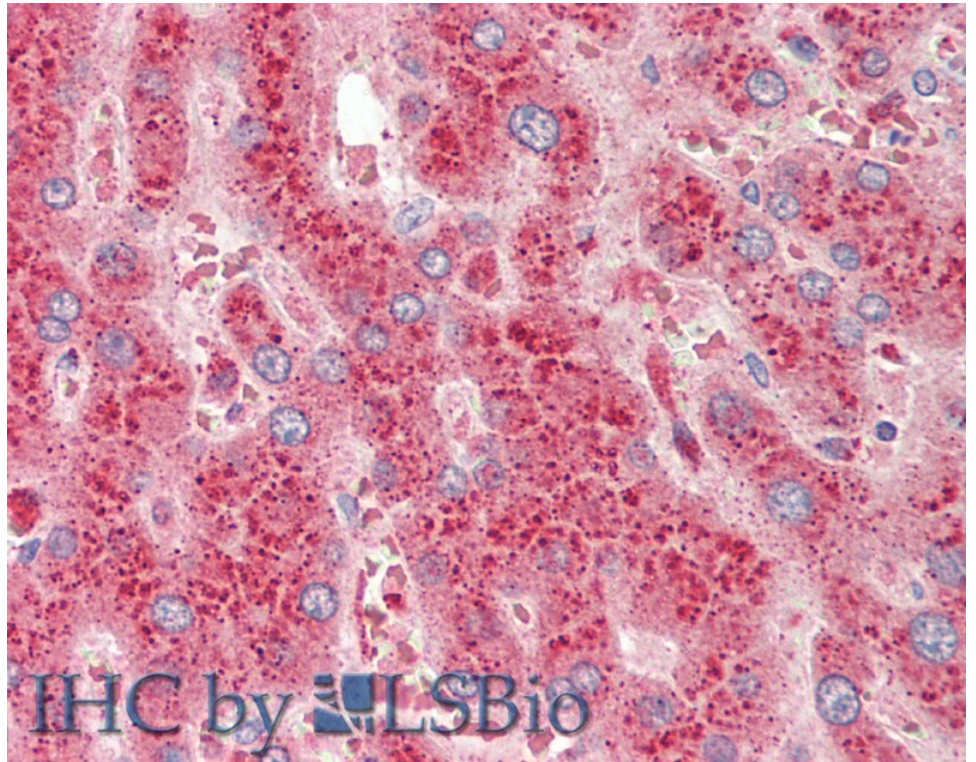
Expected from sequence similarity: Mouse, Rat, Dog



EB10730 (1 μ g/ml) staining of Mouse Liver lysate (35 μ g protein in RIPA buffer). Detected by chemiluminescence.



EB10730 (5 μ g/ml) staining of paraffin embedded Human Cortex. Steamed antigen retrieval with citrate buffer pH 6, AP-staining.



EB10730 (5µg/ml) staining of paraffin embedded Human Liver. Steamed antigen retrieval with citrate buffer pH 6, AP-staining.