

UK Office

Everest Biotech Ltd

Cherwell Innovation Centre
77 Heyford Park
Upper Heyford
Oxfordshire
OX25 5HD
UK

Enquiries:

info@everestbiotech.com

Sales:

sales@everestbiotech.com

Tech support:

support@everestbiotech.com

Tel: +44 (0)1869 238326

www.everestbiotech.com

**Research Use Only. Not for
diagnostic or therapeutic use.**

EB07874 - Goat Anti-Fumarase / FH Antibody

Size: 100µg specific antibody in 200µl



Target Protein

Principal Names: fumarate hydratase, HLRCC, LRCC, MCL, MCUL1, fumarase, FH, FMRD

Official Symbol: FH

Accession Number(s): NP_000134.2

Human GeneID(s): [2271](#)

Non-Human GeneID(s): 14194 (mouse), 24368 (rat)

Immunogen

Peptide with sequence C-HPNDHVNKSQSSND, from the internal region of the protein sequence according to NP_000134.2.

Please note the [peptide](#) is available for sale.

Purification and Storage

Purified from goat serum by ammonium sulphate precipitation followed by antigen affinity chromatography using the immunizing peptide.

Supplied at 0.5 mg/ml in Tris saline, 0.02% sodium azide, pH7.3 with 0.5% bovine serum albumin.

Aliquot and store at -20°C. Minimize freezing and thawing.

Applications Tested

Peptide ELISA: antibody detection limit dilution 1:64000.

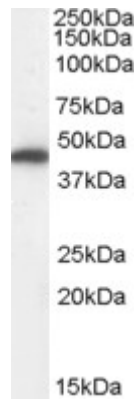
Western blot: Approx 48kDa band observed in Human Kidney, Liver and Lung lysates (calculated MW of 54.6kDa according to NP_000134.2). The observed molecular weight corresponds to earlier findings with antibodies from different sources. Recommended concentration: 0.01-0.03µg/ml. Primary incubation was 1 hour.

IHC: Paraffin embedded Human Skeletal Muscle and Heart. Recommended concentration: 3.75µg/ml.

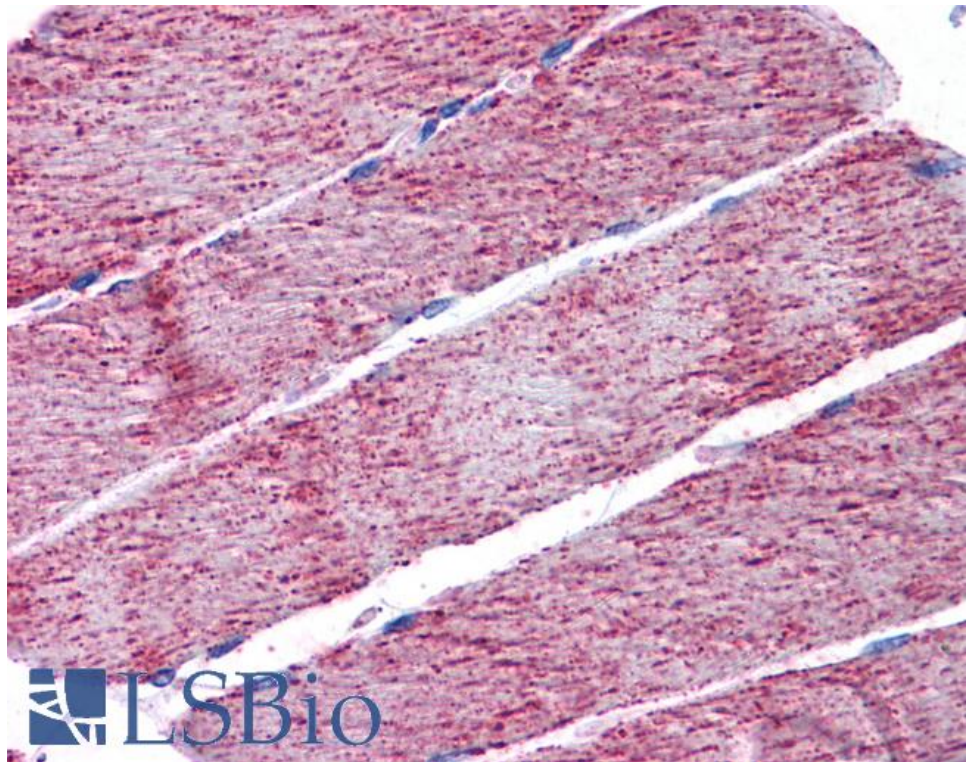
Species Reactivity

Tested: Human

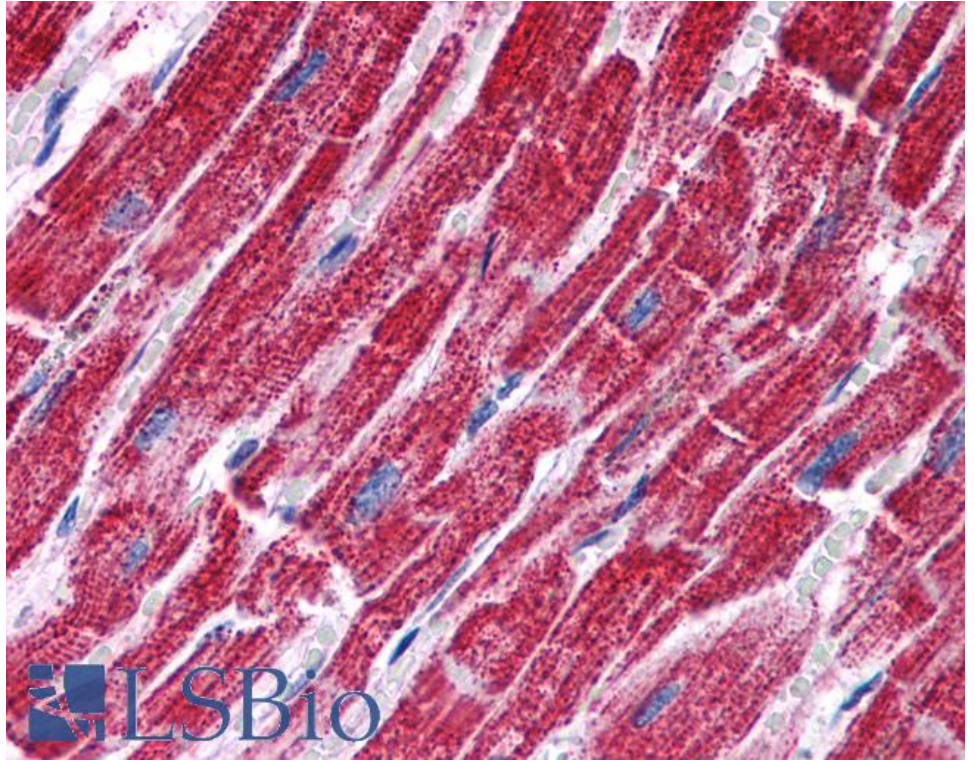
Expected from sequence similarity: Human, Mouse, Rat, Dog



EB07874 (0.01 μ g/ml) staining of Human Kidney lysate (35 μ g protein in RIPA buffer). Detected by chemiluminescence.



EB07874 (3.75 μ g/ml) staining of paraffin embedded Human Skeletal Muscle. Steamed antigen retrieval with citrate buffer pH 6, AP-staining.



EB07874 (3.75µg/ml) staining of paraffin embedded Human Heart. Steamed antigen retrieval with citrate buffer pH 6, AP-staining.