

## UK Office

### Everest Biotech Ltd

Cherwell Innovation Centre  
77 Heyford Park  
Upper Heyford  
Oxfordshire  
OX25 5HD  
UK

Enquiries:

[info@everestbiotech.com](mailto:info@everestbiotech.com)

Sales:

[sales@everestbiotech.com](mailto:sales@everestbiotech.com)

Tech support:

[support@everestbiotech.com](mailto:support@everestbiotech.com)

Tel: +44 (0)1869 238326

[www.everestbiotech.com](http://www.everestbiotech.com)

**Research Use Only. Not for  
diagnostic or therapeutic use.**

## EB07811 - Goat Anti-STRA6 (mouse, rat) Antibody

Size: 100µg specific antibody in 200µl



### Target Protein

**Principal Names:** STRA6, stimulated by retinoic acid gene 6 homolog (mouse), FLJ12541, MCOPS9, PP14296, stimulated by retinoic acid gene 6 homolog

**Official Symbol:** STRA6

**Accession Number(s):** NP\_033317.2; NP\_001025095.1

**Non-Human GeneID(s):** 20897 (mouse), 363071 (rat)

### Immunogen

Peptide with sequence C-QAFRKAALTSAKAN, from the C Terminus of the protein sequence according to NP\_033317.2; NP\_001025095.1.

Please note the [peptide](#) is available for sale.

### Purification and Storage

Purified from goat serum by ammonium sulphate precipitation followed by antigen affinity chromatography using the immunizing peptide.

Supplied at 0.5 mg/ml in Tris saline, 0.02% sodium azide, pH7.3 with 0.5% bovine serum albumin.

Aliquot and store at -20°C. Minimize freezing and thawing.

### Applications Tested

**Peptide ELISA:** antibody detection limit dilution 1:32000.

**Western blot:** Approx 80-90kDa band observed in Rat Testis lysates, which was successfully blocked by incubation with the immunizing peptide (calculated MW of 73.8kDa according to Rat NP\_001025095.1). Recommended concentration: 1-2µg/ml. Primary incubation 1 hour at room temperature.

An approx. 90kDa band was also observed in 3T3-L1 adipocytes reduced by stra6 siRNA. The 90kDa is stained after retrovirally overexpressing Mouse Stra6 and not after overexpressing Human Stra6 in 3T3 preadipocytes (calculated MW of 73.8kDa according to Mouse NP\_033317.2). Primary incubation was 3 hours.

### Species Reactivity

**Tested:** Mouse, Rat

**Expected from sequence similarity:** Mouse, Rat

### Specific References

**This antibody has been successfully used in IF/ ICC on Rat:**

Zheng J, He Q, Tang H, Li J, Xu H, Mao X, Liu G

Overexpression of miR-455-5p affects retinol (vitamin A) absorption by downregulating STRA6 in a nitrofen-induced CDH with lung hypoplasia rat model.

Pediatr Pulmonol. 2020 Apr 1.

PMID: 32237270


**This antibody has been successfully used in Western blot on Rat:**

Zheng J, He Q, Tang H, Xia H

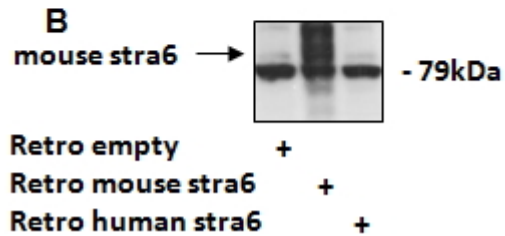
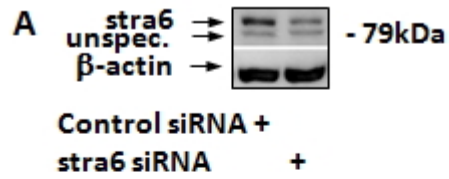
miR-455-5p Overexpression Reduces Rat Lung Alveolar Type II Cell Proliferation by Downregulating STRA6

Anat Rec (Hoboken). 2019 May 14.

PMID: 31087788



EB07811 (1µg/ml) staining of Rat Testes lysate (A) + Peptide (B) (35µg protein in RIPA buffer). Detected by chemiluminescence.



EB07811 (1.7µg/ml) staining of 3T3-L1 cell lysates (35µg protein in RIPA buffer). Detected by chemiluminescence.