



UK Office

Everest Biotech Ltd

Cherwell Innovation Centre
77 Heyford Park
Upper Heyford
Oxfordshire
OX25 5HD
UK

Enquiries:

info@everestbiotech.com

Sales:

sales@everestbiotech.com

Tech support:

support@everestbiotech.com

Tel: +44 (0)1869 238326

www.everestbiotech.com

**Research Use Only. Not for
diagnostic or therapeutic use.**

EB09274 - Goat Anti-B-FABP/ BLBP Antibody

Size: 100µg specific antibody in 200µl



Target Protein

Principal Names: FABP7, fatty acid binding protein 7, brain, B-FABP, BLBP, DKFZp547J2313, FABPB, MRG, brain lipid binding protein, mammary-derived growth inhibitor-related

Official Symbol: FABP7

Accession Number(s): NP_001437.1

Human GeneID(s): [2173](#)

Immunogen

Peptide with sequence C-KETNFVREIKD, from the C Terminus of the protein sequence according to NP_001437.1.

Please note the [peptide](#) is available for sale.

Purification and Storage

Purified from goat serum by ammonium sulphate precipitation followed by antigen affinity chromatography using the immunizing peptide.

Supplied at 0.5 mg/ml in Tris saline, 0.02% sodium azide, pH7.3 with 0.5% bovine serum albumin.

Aliquot and store at -20°C. Minimize freezing and thawing.

Applications Tested

Peptide ELISA: antibody detection limit dilution 1:16000.

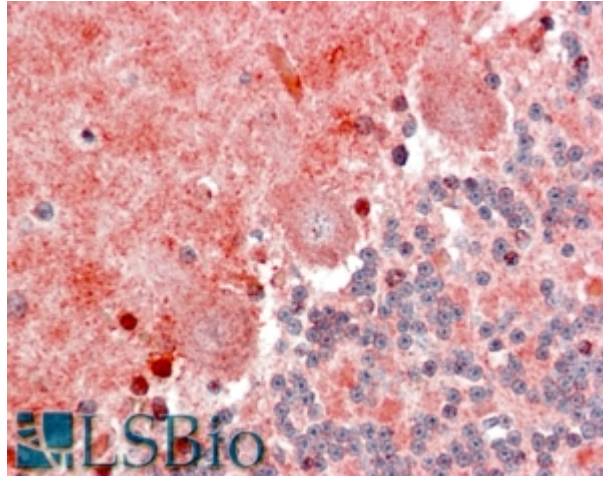
IHC: Paraffin embedded Human Brain (Cerebellum), Skeletal Muscle and Heart.

Recommended concentration: 2.5g/ml.

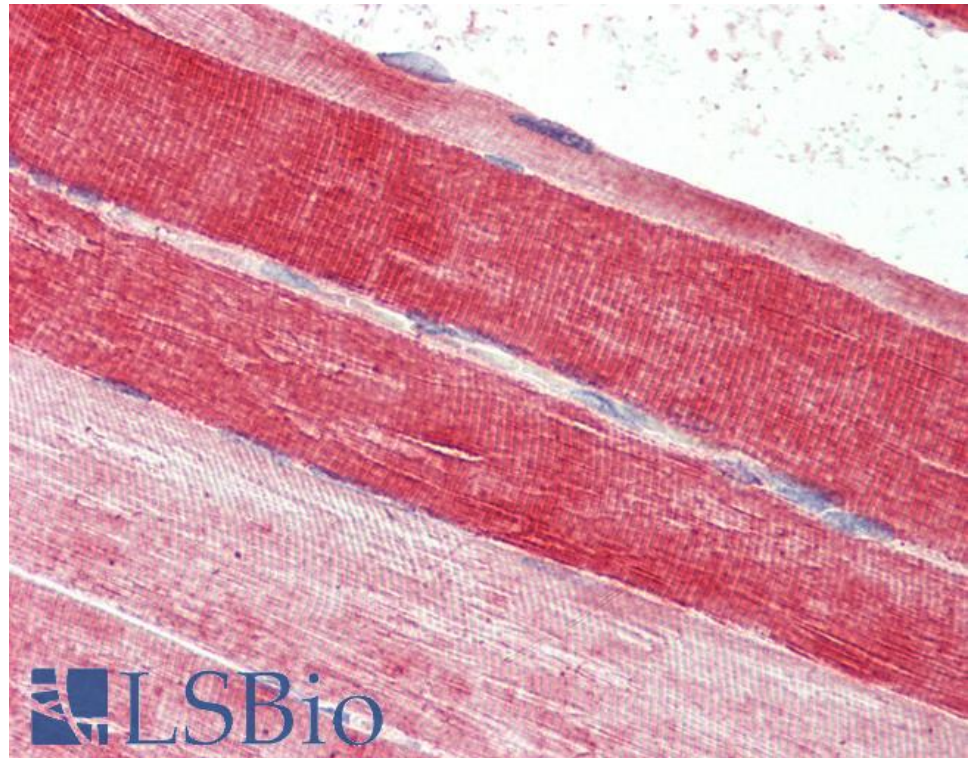
Species Reactivity

Tested: Human

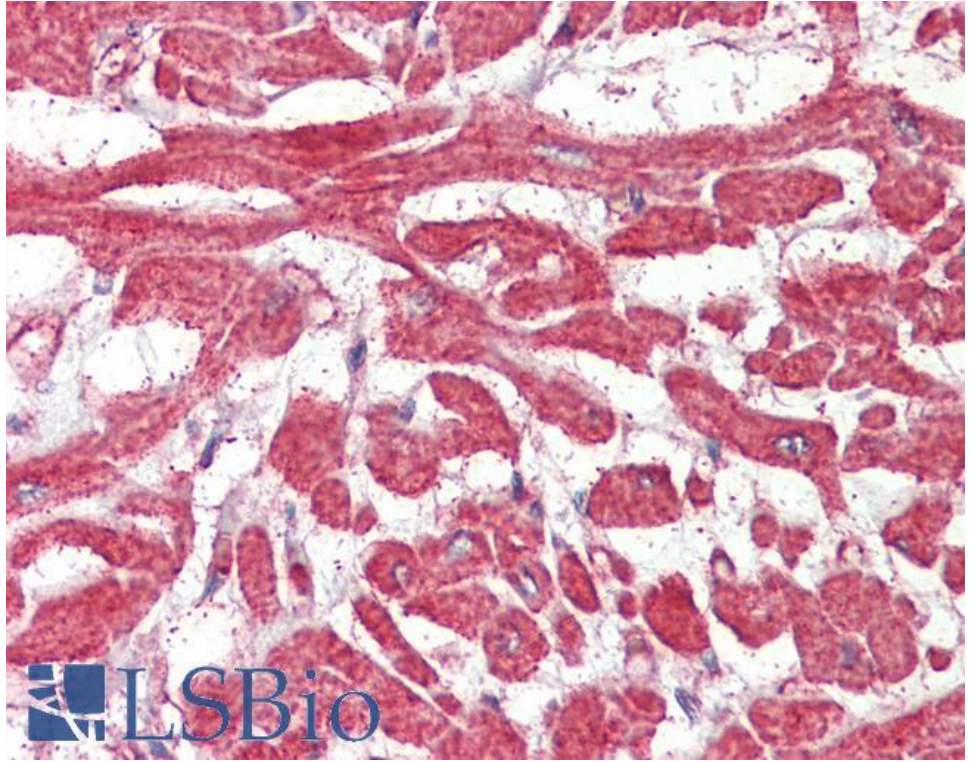
Expected from sequence similarity: Human, Cow, Pig



EB09274 (2.5µg/ml) staining of paraffin embedded Human Cerebellum. Steamed antigen retrieval with citrate buffer pH 6, AP-staining.



EB09274 (2.5µg/ml) staining of paraffin embedded Human Skeletal Muscle. Steamed antigen retrieval with citrate buffer pH 6, AP-staining.



EB09274 (2.5 μ g/ml) staining of paraffin embedded Human Heart. Steamed antigen retrieval with citrate buffer pH 6, AP-staining.