

International Office

Everest Biotech Ltd

Vector Laboratories, Inc.
6737 Mowry Ave
Newark, CA 94560
United States

Customer Service:

customerservice@vectorlabs.com

Technical Service:

technical@vectorlabs.com

Tel: +1 (800) 227-6666

www.everestbiotech.com

**Research Use Only. Not for
diagnostic or therapeutic use.**

EB06765 - Goat Anti-MIF Antibody

Size: 100µg specific antibody in 200µl



Target Protein

Principal Names: MIF, macrophage migration inhibitory factor (glycosylation-inhibiting factor), HGNC:7097, GIF, GLIF, MMIF, glycosylation-inhibiting factor, phenylpyruvate tautomerase, L-dopachrome isomerase, L-dopachrome tautomerase

Official Symbol: MIF

Accession Number(s): NP_002406.1

Human GeneID(s): [4282](#)

Immunogen

Peptide with sequence C-NAANVGWNNSTFA, from the C Terminus of the protein sequence according to NP_002406.1.

Please note the [peptide](#) is available for sale.

Purification and Storage

Purified from goat serum by ammonium sulphate precipitation followed by antigen affinity chromatography using the immunizing peptide.

Supplied at 0.5 mg/ml in Tris saline, 0.02% sodium azide, pH7.3 with 0.5% bovine serum albumin.

Aliquot and store at -20°C. Minimize freezing and thawing.

Applications Tested

Peptide ELISA: antibody detection limit dilution 1:128000.


Western blot: Approx 13kDa band observed in Human Lymph Node, and Thymus lysates and similar bands are observed in lysates of cell lines Daudi and Jurkat (calculated MW of 12.5kDa according to NP_002406.1). Recommended concentration: 0.01-0.03µg/ml. Primary incubation was 1 hour.

IHC: Paraffin embedded Human Thymus. Recommended concentration: 5µg/ml.


Species Reactivity

Tested: Human

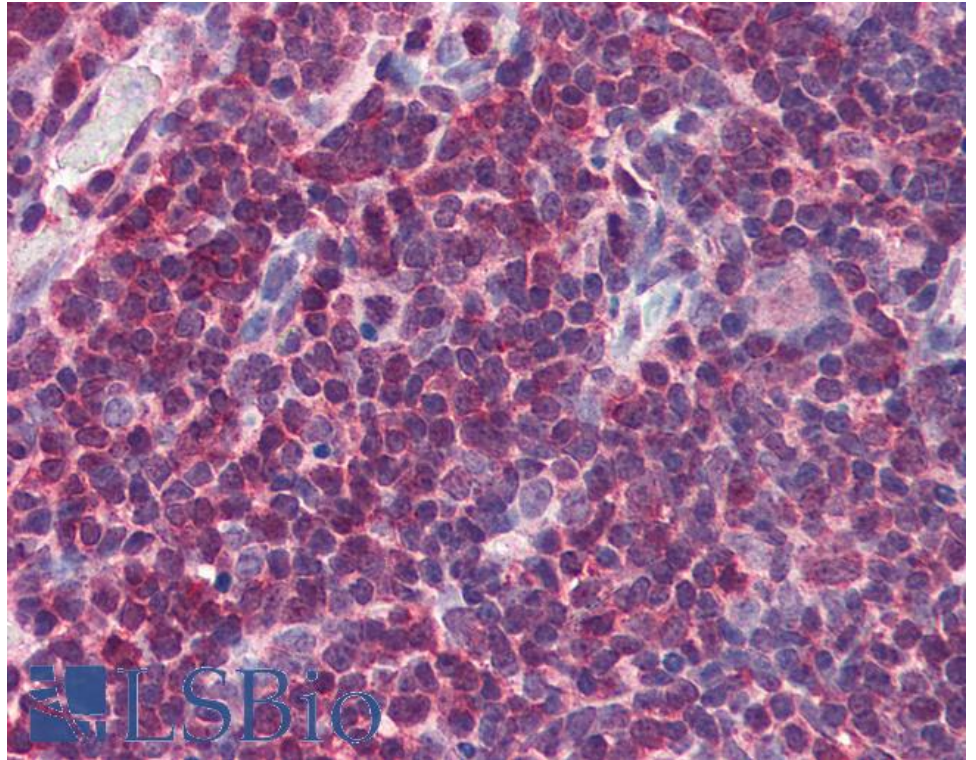
Expected from sequence similarity: Human, Rat, Mouse



EB06765 (0.01 μ g/ml) staining of Human Thymus lysate (35 μ g protein in RIPA buffer). Detected by chemiluminescence.



EB06765 (0.01µg/ml) staining of Daudi (A) and Jurkat (B) lysate (35µg protein in RIPA buffer). Detected by chemiluminescence.



EB06765 (5µg/ml) staining of paraffin embedded Human Thymus. Steamed antigen retrieval with citrate buffer pH 6, AP-staining.