



International Office

Everest Biotech Ltd

Vector Laboratories, Inc.
6737 Mowry Ave
Newark, CA 94560
United States

Customer Service:

customerservice@vectorlabs.com

Technical Service:

technical@vectorlabs.com

Tel: +1 (800) 227-6666

www.everestbiotech.com

**Research Use Only. Not for
diagnostic or therapeutic use.**

EB05195 - Goat Anti-MTM1 Antibody

Size: 100µg specific antibody in 200µl



Target Protein

Principal Names: MTM1, myotubular myopathy 1, CNM, MTMX, XLMTM, myotubularin, myotubularin 1

Official Symbol: MTM1

Accession Number(s): NP_000243.1

Human GeneID(s): [4534](#)

Immunogen

Peptide with sequence C-SSPSQMMMPHVQTHF, from the C Terminus of the protein sequence according to NP_000243.1.

Please note the [peptide](#) is available for sale.

Purification and Storage

Purified from goat serum by ammonium sulphate precipitation followed by antigen affinity chromatography using the immunizing peptide.

Supplied at 0.5 mg/ml in Tris saline, 0.02% sodium azide, pH7.3 with 0.5% bovine serum albumin.

Aliquot and store at -20°C. Minimize freezing and thawing.

Applications Tested

Peptide ELISA: antibody detection limit dilution 1:16000.


Western blot: Approx 70kDa band observed in lysates of Human and Mouse Skeletal Muscle and of cell line HepG2 (calculated MW of 69.9kDa according to NP_000243.1 and 69.6kDa according to Mouse NP_001157662.1). Recommended concentration: 1-3µg/ml. Primary incubation was 1 hour.

IHC: Paraffin embedded Human Uterus. Recommended concentration: 10µg/ml.

Species Reactivity

Tested: Human, Mouse


Expected from sequence similarity: Human, Mouse, Dog, Cow



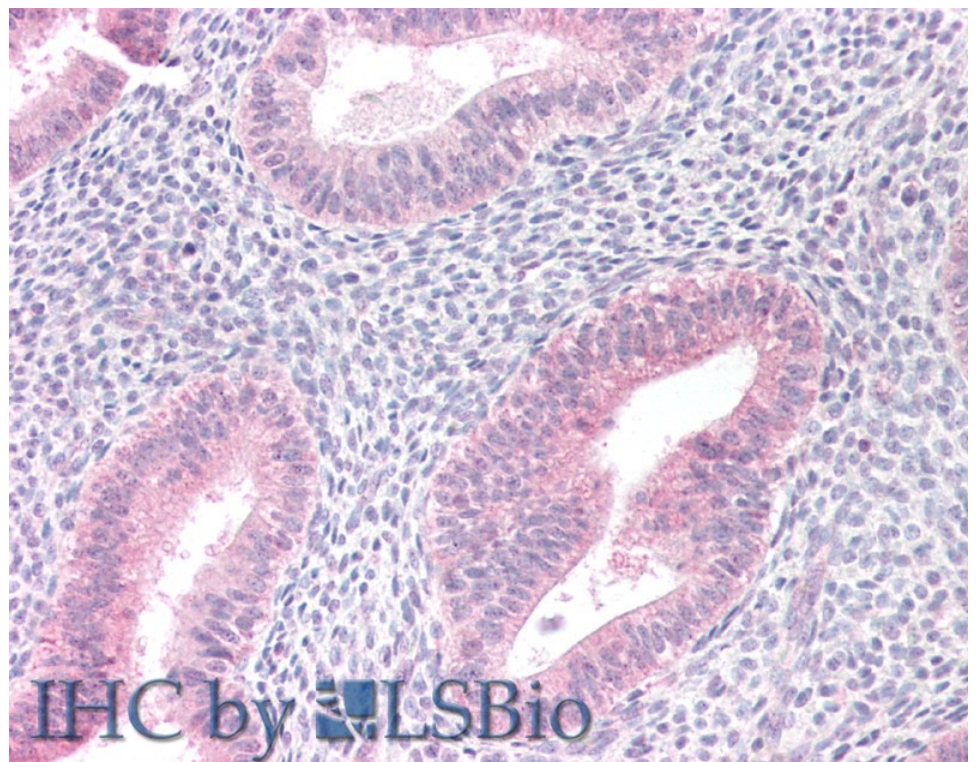
EB05195 (1µg/ml) staining of Human Skeletal Muscle lysate (35µg protein in RIPA buffer). Detected by chemiluminescence.



EB05195 (1µg/ml) staining of HepG2 cell lysate (35µg protein in RIPA buffer). Detected by chemiluminescence.



EB05195 (1 μ g/ml) staining of Mouse Skeletal Muscle lysate (35 μ g protein in RIPA buffer). Detected by chemiluminescence.



EB05195 (10 μ g/ml) staining of paraffin embedded Human Uterus. Steamed antigen retrieval with citrate buffer pH 6, AP-staining.