

UK Office

Everest Biotech Ltd

Cherwell Innovation Centre
77 Heyford Park
Upper Heyford
Oxfordshire
OX25 5HD
UK

Enquiries:

info@everestbiotech.com

Sales:

sales@everestbiotech.com

Tech support:

support@everestbiotech.com

Tel: +44 (0)1869 238326

www.everestbiotech.com

**Research Use Only. Not for
diagnostic or therapeutic use.**

EB06419-T - Goat Anti-RAN Antibody - Trial

Size: 20µg specific antibody in 40µl



Target Protein

Principal Names: RAN, TC4, ARA24, RAN, member RAS oncogene family, Gsp1, OK/SW-cl.81, RanGTPase, guanosine triphosphatase Ran, member RAS oncogene family, ras-related nuclear protein

Official Symbol: RAN

Accession Number(s): NP_006316.1

Human GeneID(s): [5901](#)

Non-Human GeneID(s): 19384 (mouse), 84509 (rat)

Immunogen

Peptide with sequence AAQGEPQVQFKLV-C, from the N Terminus of the protein sequence according to NP_006316.1.

Please note the [peptide](#) is available for sale.

Purification and Storage

Purified from goat serum by ammonium sulphate precipitation followed by antigen affinity chromatography using the immunizing peptide.

Supplied at 0.5 mg/ml in Tris saline, 0.02% sodium azide, pH7.3 with 0.5% bovine serum albumin.

Aliquot and store at -20°C. Minimize freezing and thawing.

Applications Tested

Peptide ELISA: antibody detection limit dilution 1:32000.

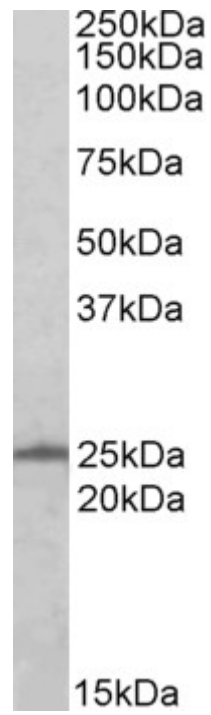
Western blot: Approx 25kDa band observed in lysates of cell lines A431, HeLa, HepG2 and NIH3T3 (calculated MW of 24.4kDa according to NP_006316.1). Recommended for use at 0.3-1µg/ml. Primary incubation was 1 hour.

IHC: Paraffin embedded Human Tonsil. Recommended concentration: 3µg/ml.

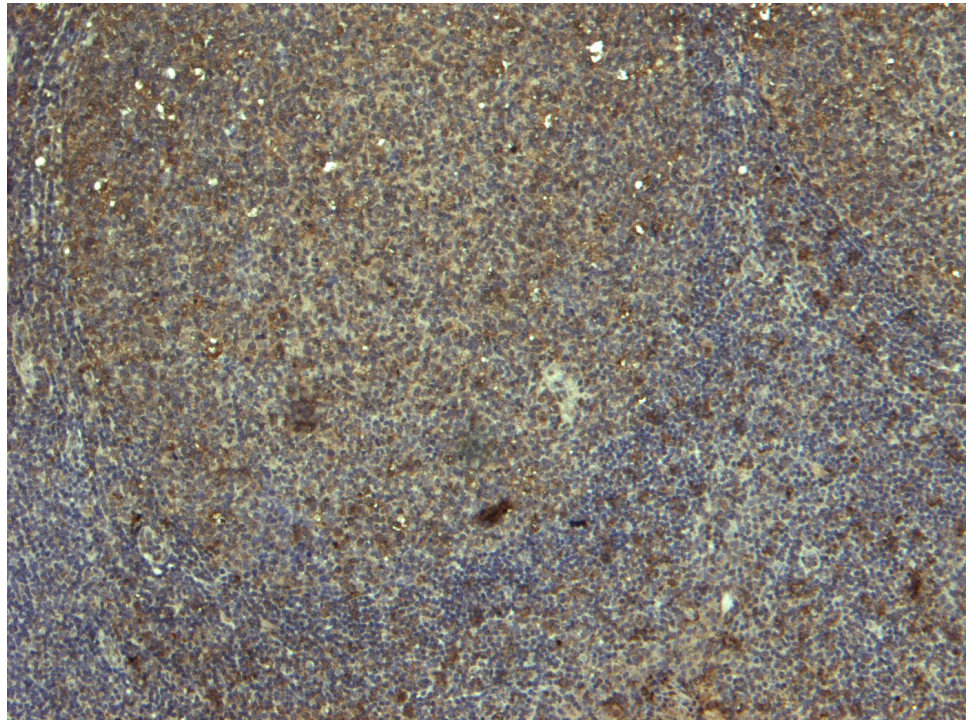
Species Reactivity

Tested: Human, Mouse


Expected from sequence similarity: Human, Mouse, Rat, Dog, Cow



EB06419 (0.5 μ g/ml) staining of A431 (35 μ g protein in RIPA buffer). Detected by chemiluminescence.



EB06419 (3 μ g/ml) staining of paraffin embedded Human Tonsil. Heat induced antigen retrieval with citrate buffer pH 6, HRP-staining.



EB06419 Negative Control showing staining of paraffin embedded Human Tonsil, with no primary antibody.