

## UK Office

### Everest Biotech Ltd

Cherwell Innovation Centre  
77 Heyford Park  
Upper Heyford  
Oxfordshire  
OX25 5HD  
UK

Enquiries:

[info@everestbiotech.com](mailto:info@everestbiotech.com)

Sales:

[sales@everestbiotech.com](mailto:sales@everestbiotech.com)

Tech support:

[support@everestbiotech.com](mailto:support@everestbiotech.com)

Tel: +44 (0)1869 238326

[www.everestbiotech.com](http://www.everestbiotech.com)

**Research Use Only. Not for  
diagnostic or therapeutic use.**

## EB06419 - Goat Anti-RAN Antibody

Size: 100µg specific antibody in 200µl



### Target Protein

**Principal Names:** RAN, TC4, ARA24, RAN, member RAS oncogene family, Gsp1, OK/SW-cl.81, RanGTPase, guanosine triphosphatase Ran, member RAS oncogene family, ras-related nuclear protein

**Official Symbol:** RAN

**Accession Number(s):** NP\_006316.1

**Human GeneID(s):** [5901](#)

**Non-Human GeneID(s):** 19384 (mouse), 84509 (rat)

### Immunogen

Peptide with sequence AAQGEPQVQFKLV-C, from the N Terminus of the protein sequence according to NP\_006316.1.

Please note the [peptide](#) is available for sale.

### Purification and Storage

Purified from goat serum by ammonium sulphate precipitation followed by antigen affinity chromatography using the immunizing peptide.

Supplied at 0.5 mg/ml in Tris saline, 0.02% sodium azide, pH7.3 with 0.5% bovine serum albumin.

Aliquot and store at -20°C. Minimize freezing and thawing.

### Applications Tested

**Peptide ELISA:** antibody detection limit dilution 1:32000.

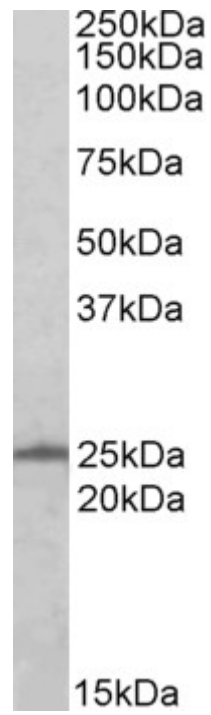
**Western blot:** Approx 25kDa band observed in lysates of cell lines A431, HeLa, HepG2 and NIH3T3 (calculated MW of 24.4kDa according to NP\_006316.1). Recommended for use at 0.3-1µg/ml. Primary incubation was 1 hour.

**IHC:** Paraffin embedded Human Tonsil. Recommended concentration: 3µg/ml.

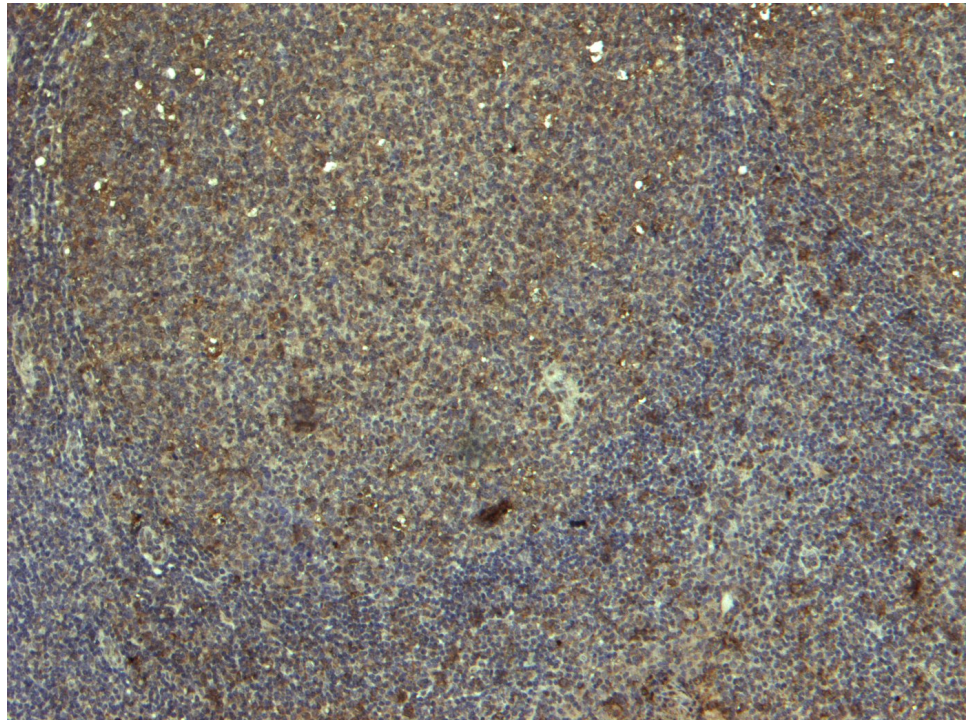
### Species Reactivity

**Tested:** Human, Mouse


**Expected from sequence similarity:** Human, Mouse, Rat, Dog, Cow



EB06419 (0.5 $\mu$ g/ml) staining of A431 (35 $\mu$ g protein in RIPA buffer). Detected by chemiluminescence.



EB06419 (3 $\mu$ g/ml) staining of paraffin embedded Human Tonsil. Heat induced antigen retrieval with citrate buffer pH 6, HRP-staining.



EB06419 Negative Control showing staining of paraffin embedded Human Tonsil, with no primary antibody.