



UK Office

Everest Biotech Ltd

Cherwell Innovation Centre
77 Heyford Park
Upper Heyford
Oxfordshire
OX25 5HD
UK

Enquiries:

info@everestbiotech.com

Sales:

sales@everestbiotech.com

Tech support:

support@everestbiotech.com

Tel: +44 (0)1869 238326

www.everestbiotech.com

**Research Use Only. Not for
diagnostic or therapeutic use.**

EB07023 - Goat Anti-RPS19 Antibody

Size: 100µg specific antibody in 200µl



Target Protein

Principal Names: RPS19, ribosomal protein S19, HGNC:10402, DBA, 40S ribosomal protein S19

Official Symbol: RPS19

Accession Number(s): NP_001013.1

Human GeneID(s): [6223](#)

Immunogen

Peptide with sequence C-KMVEKDQDGGRK, from the internal region of the protein sequence according to NP_001013.1.

Please note the [peptide](#) is available for sale.

Purification and Storage

Purified from goat serum by ammonium sulphate precipitation followed by antigen affinity chromatography using the immunizing peptide.

Supplied at 0.5 mg/ml in Tris saline, 0.02% sodium azide, pH7.3 with 0.5% bovine serum albumin.

Aliquot and store at -20°C. Minimize freezing and thawing.

Applications Tested

Peptide ELISA: antibody detection limit dilution 1:16000.


Western blot: Approx 16kDa band observed in lysate of cell line K562 (calculated MW of 16.1kDa according to NP_001013.1). Recommended concentration: 0.3-1µg/ml. Primary incubation was 1 hour.

IHC: Paraffin embedded Human Brain (Cortex), Liver and Tonsil. Recommended concentration: 5µg/ml.

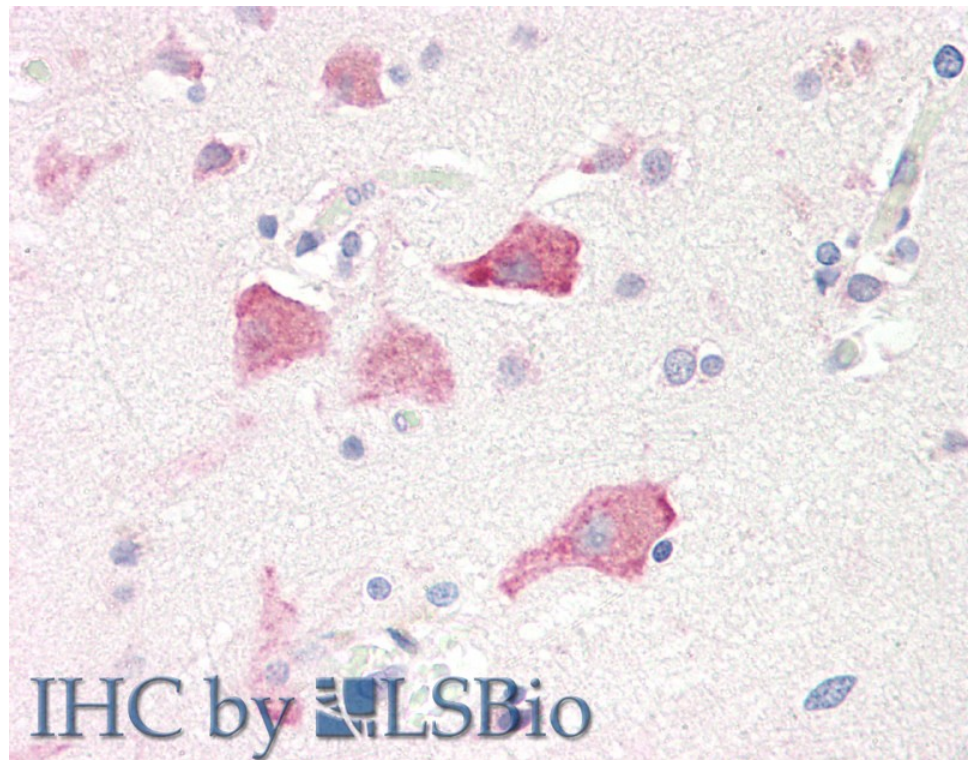
Species Reactivity

Tested: Human

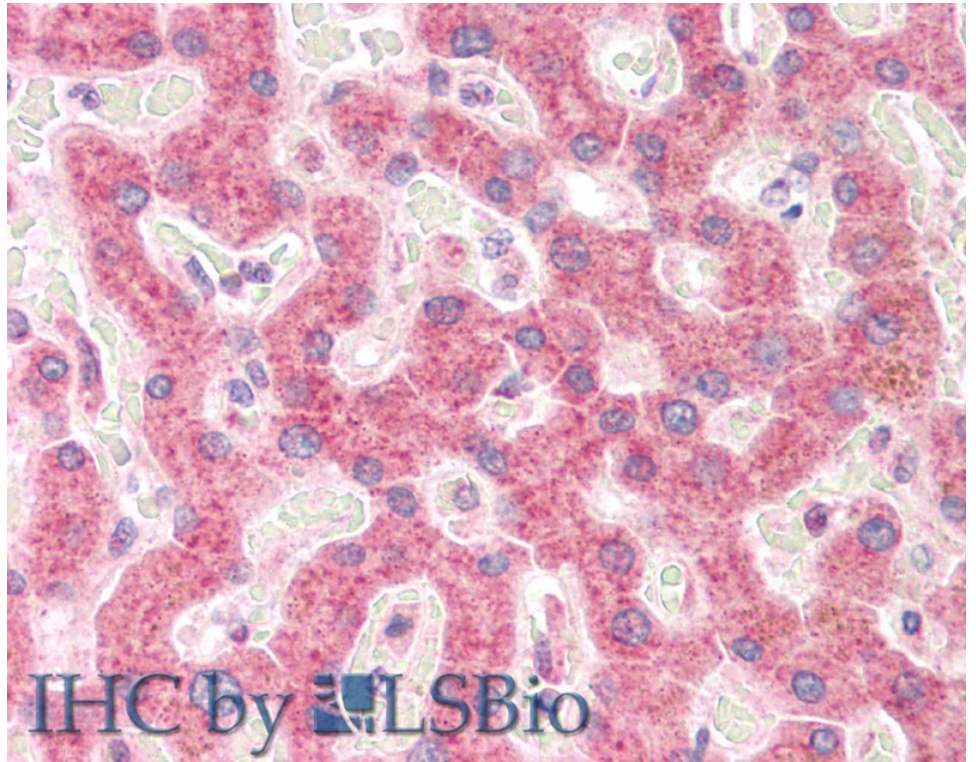
Expected from sequence similarity: Human, Mouse, Rat, Dog, Cow



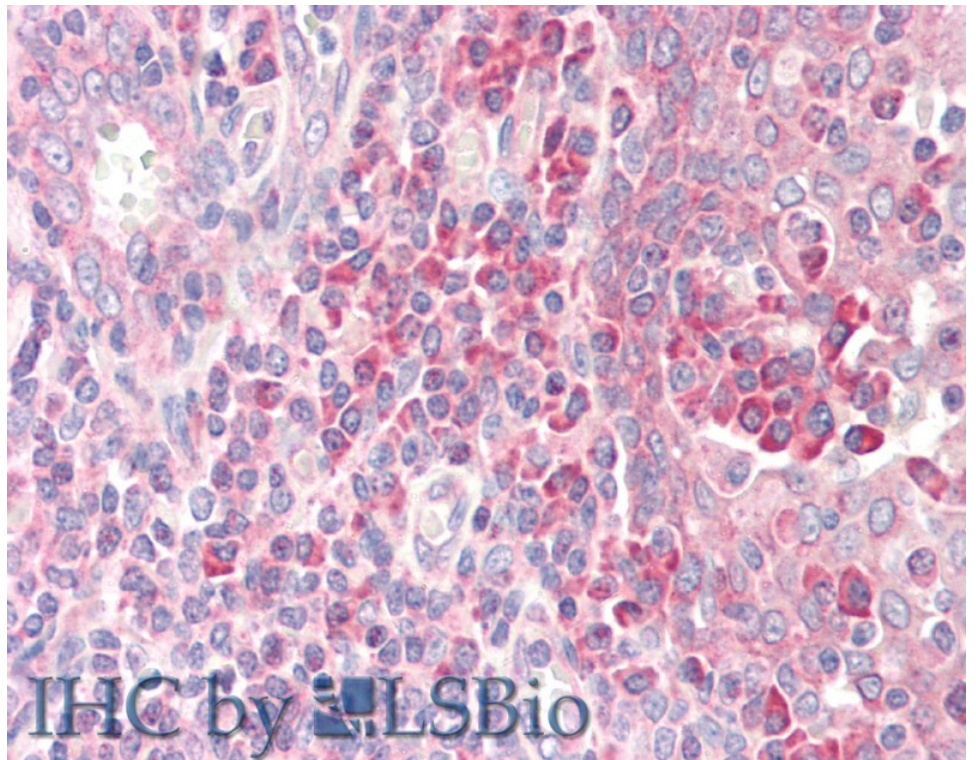
EB07023 (0.3 μ g/ml) staining of lysate of cell line K562 (35 μ g protein in RIPA buffer). Detected by chemiluminescence.



EB07023 (5 μ g/ml) staining of paraffin embedded Human Cortex. Steamed antigen retrieval with citrate buffer pH 6, AP-staining.



EB07023 (5µg/ml) staining of paraffin embedded Human Liver. Steamed antigen retrieval with citrate buffer pH 6, AP-staining.



EB07023 (5µg/ml) staining of paraffin embedded Human Tonsil. Steamed antigen retrieval with citrate buffer pH 6, AP-staining.