



## UK Office

### Everest Biotech Ltd

Cherwell Innovation Centre  
77 Heyford Park  
Upper Heyford  
Oxfordshire  
OX25 5HD  
UK

Enquiries:

[info@everestbiotech.com](mailto:info@everestbiotech.com)

Sales:

[sales@everestbiotech.com](mailto:sales@everestbiotech.com)

Tech support:

[support@everestbiotech.com](mailto:support@everestbiotech.com)

Tel: +44 (0)1869 238326

[www.everestbiotech.com](http://www.everestbiotech.com)

**Research Use Only. Not for  
diagnostic or therapeutic use.**

## EB05220 - Goat Anti-TXK Antibody

Size: 100µg specific antibody in 200µl



### Target Protein

**Principal Names:** TXK, TXK tyrosine kinase, RLK, TKL, BTKL, PSCTK5, PTK4, PTK4 protein tyrosine kinase 4, tyrosine kinase, MGC22473

**Official Symbol:** TXK

**Accession Number(s):** NP\_003319.2

**Human GeneID(s):** [7294](#)

### Immunogen

Peptide with sequence C-ELLRAVTEIAETW, from the C Terminus of the protein sequence according to NP\_003319.2.

Please note the [peptide](#) is available for sale.

### Purification and Storage

Purified from goat serum by ammonium sulphate precipitation followed by antigen affinity chromatography using the immunizing peptide.

Supplied at 0.5 mg/ml in Tris saline, 0.02% sodium azide, pH7.3 with 0.5% bovine serum albumin.

Aliquot and store at -20°C. Minimize freezing and thawing.

### Applications Tested

**Peptide ELISA:** antibody detection limit dilution 1:64000.

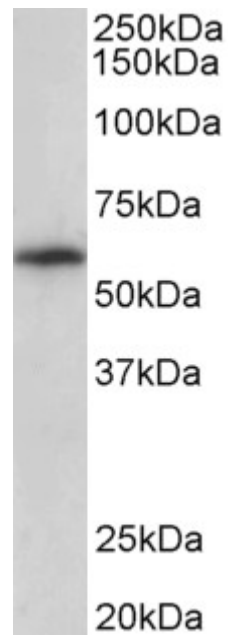
**Western blot:** Approx 60kDa band observed in Human Tonsil and Thymus and Spleen lysates (calculated MW of 61.3kDa according to NP\_003319.2). Recommended concentration: 0.3-1µg/ml.

**IHC:** Paraffin embedded Human Thymus and Placenta. Recommended concentration: 5µg/ml.

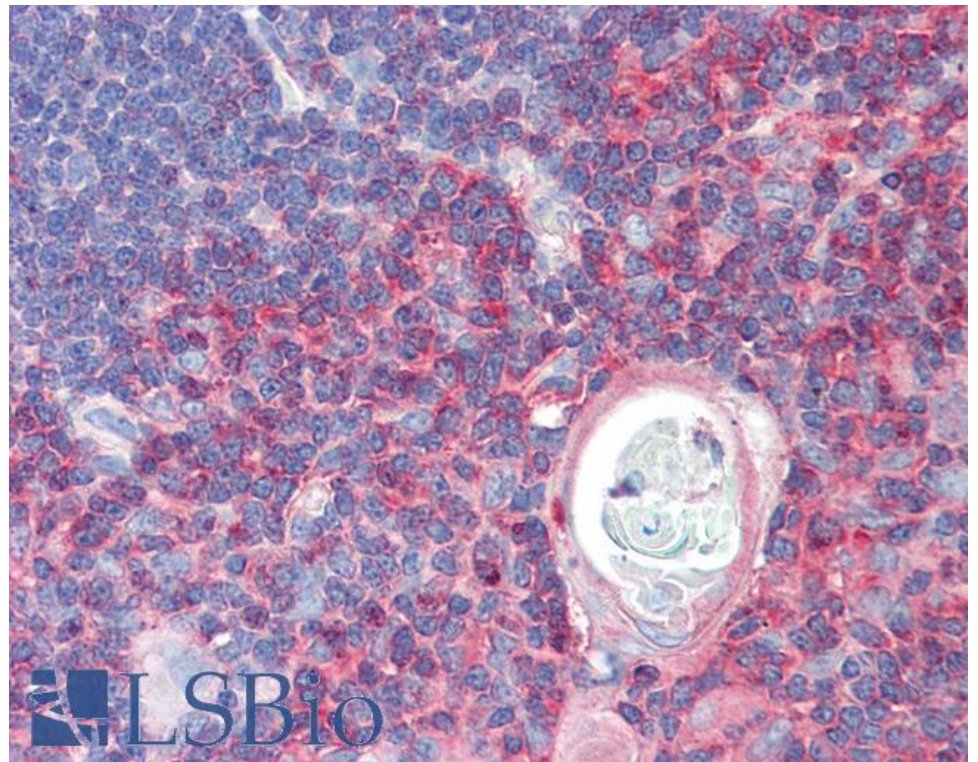
### Species Reactivity

**Tested:** Human

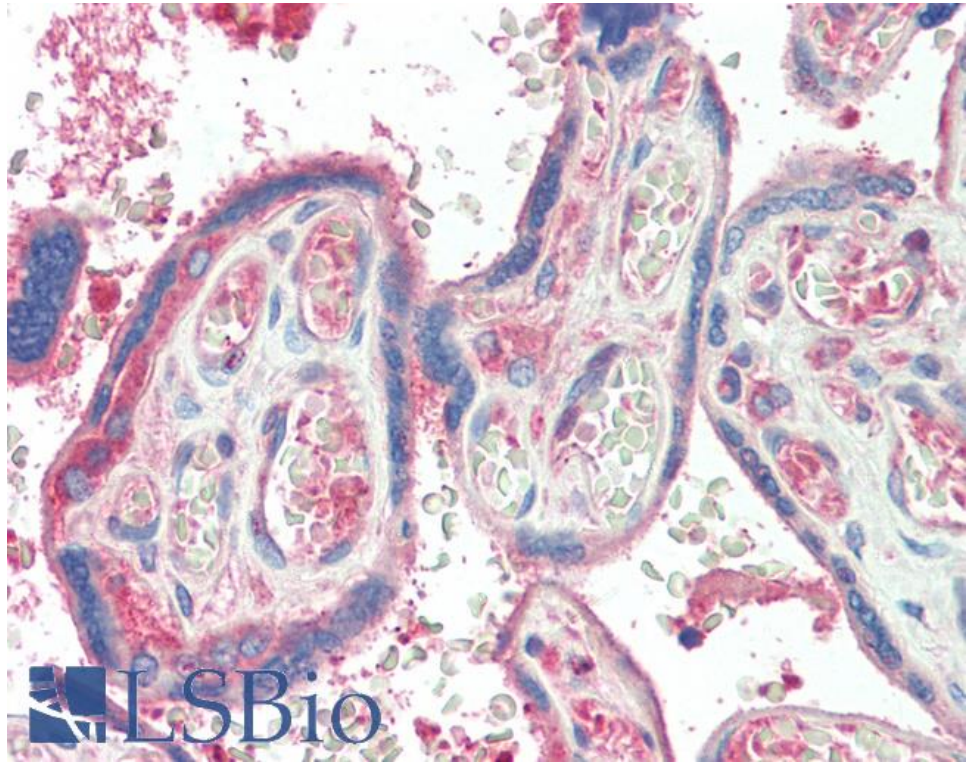
**Expected from sequence similarity:** Human, Mouse, Dog, Pig, Cow



EB05220 (0.3 $\mu$ g/ml) staining of Human Tonsil lysate (35 $\mu$ g protein in RIPA buffer). Primary incubation was 1 hour. Detected by chemiluminescence.



EB05220 (5 $\mu$ g/ml) staining of paraffin embedded Human Thymus. Steamed antigen retrieval with citrate buffer pH 6, AP-staining.



EB05220 (5µg/ml) staining of paraffin embedded Human Placenta. Steamed antigen retrieval with citrate buffer pH 6, AP-staining.