



UK Office

Everest Biotech Ltd

Cherwell Innovation Centre
77 Heyford Park
Upper Heyford
Oxfordshire
OX25 5HD
UK

Enquiries:

info@everestbiotech.com

Sales:

sales@everestbiotech.com

Tech support:

support@everestbiotech.com

Tel: +44 (0)1869 238326

Fax: +44 (0)1869 238327

US Office

Everest Biotech c/o Abcore

405 Maple Street, Suite A106
Ramona,
CA 92065
USA

Inquiries:

info@everestbiotech.com

Sales:

usasales@everestbiotech.com

Tech support:

support@everestbiotech.com

Tel: 888-320-4628 (toll-free)

Fax: 888-841-9041

www.everestbiotech.com

**Research Use Only. Not for
diagnostic or therapeutic use.**

EB05220 - Goat Anti-TXK Antibody

Size: 100µg specific antibody in 200µl



Target Protein

Principal Names: TXK, TXK tyrosine kinase, RLK, TKL, BTKL, PSCTK5, PTK4, PTK4 protein tyrosine kinase 4, tyrosine kinase, MGC22473

Official Symbol: TXK

Accession Number(s): NP_003319.2

Human GeneID(s): [7294](#)

Immunogen

Peptide with sequence C-ELLRAVTEIAETW, from the C Terminus of the protein sequence according to NP_003319.2.

Please note the [peptide](#) is available for sale.

Purification and Storage

Purified from goat serum by ammonium sulphate precipitation followed by antigen affinity chromatography using the immunizing peptide.

Supplied at 0.5 mg/ml in Tris saline, 0.02% sodium azide, pH7.3 with 0.5% bovine serum albumin.

Aliquot and store at -20°C. Minimize freezing and thawing.

Applications Tested

Peptide ELISA: antibody detection limit dilution 1:64000.

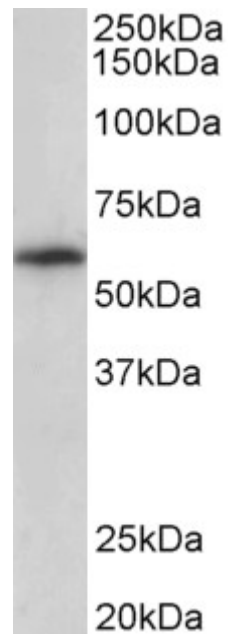
Western blot: Approx 60kDa band observed in Human Tonsil and Thymus and Spleen lysates (calculated MW of 61.3kDa according to NP_003319.2). Recommended concentration: 0.3-1µg/ml.

IHC: Paraffin embedded Human Thymus and Placenta. Recommended concentration: 5µg/ml.

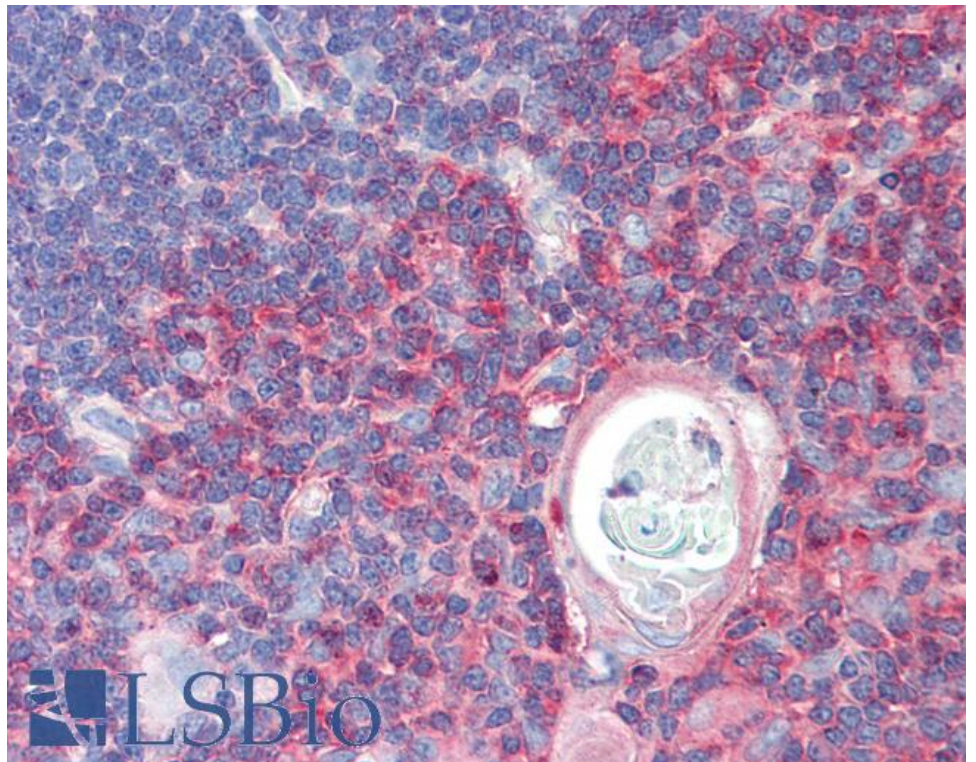
Species Reactivity

Tested: Human

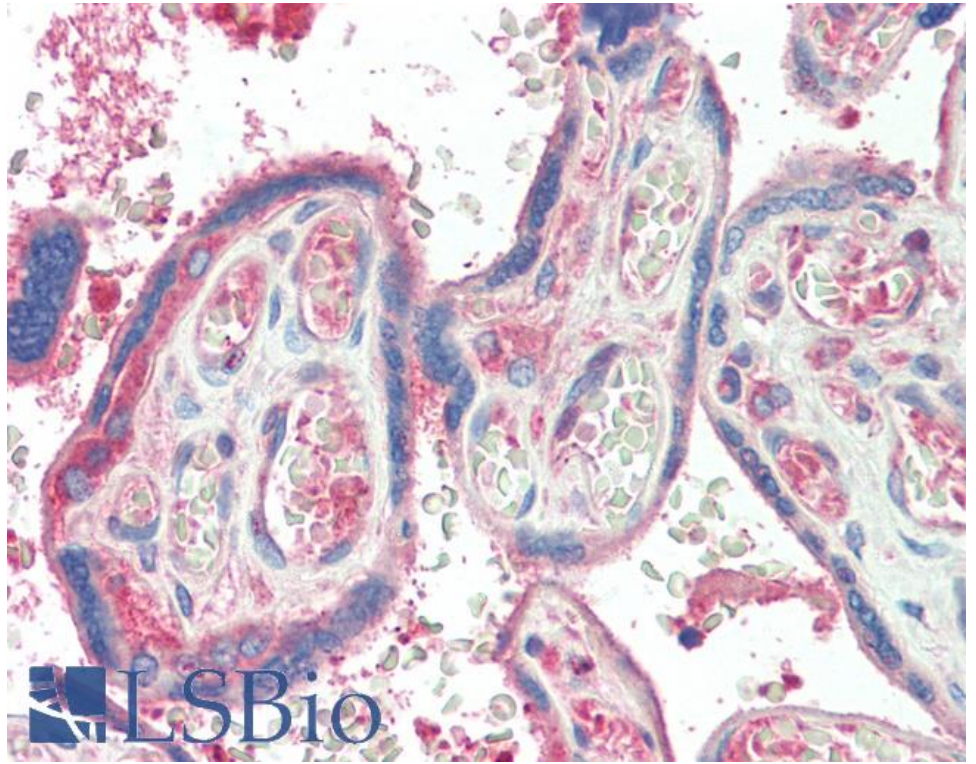
Expected from sequence similarity: Human, Mouse, Dog, Pig, Cow



EB05220 (0.3µg/ml) staining of Human Tonsil lysate (35µg protein in RIPA buffer). Primary incubation was 1 hour. Detected by chemiluminescence.



EB05220 (5µg/ml) staining of paraffin embedded Human Thymus. Steamed antigen retrieval with citrate buffer pH 6, AP-staining.



EB05220 (5µg/ml) staining of paraffin embedded Human Placenta. Steamed antigen retrieval with citrate buffer pH 6, AP-staining.